



INDONESIA
DEVELOPMENT
FORUM

INSPIRE • IMAGINE • INNOVATE



KNOWLEDGE
SECTOR INITIATIVE



Indonesia Development Forum 2017

Fighting Inequality for Better Growth

Jakarta, 9-10 August 2017





**INDONESIA
DEVELOPMENT
FORUM**

INSPIRE • IMAGINE • INNOVATE



KNOWLEDGE
SECTOR INITIATIVE



Towards an Inclusive City:

Data, Participation & Planning in Indonesia Cities



Towards an Inclusive City:

Data, Participation, & Planning in Indonesian Cities

Indonesia Development Forum
Jakarta, 9th of August 2017
Paulista Surjadi

**KOTA
KITA**
A CITY FOR ALL

What's happening in Indonesian cities?

- Traffic
- Flooding
- Pollution
- Poverty
- Lack of adequate services



How do we bring about change?

- Empowering communities
- Facilitate dialogue and bridge
- Building capacity to advocate for change
- Informed through practice



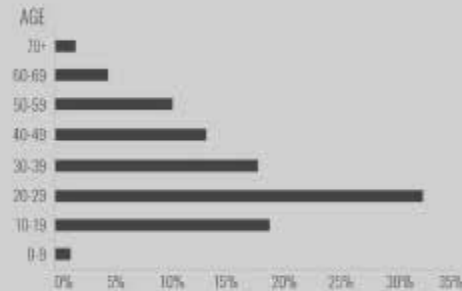


Mapping the city together

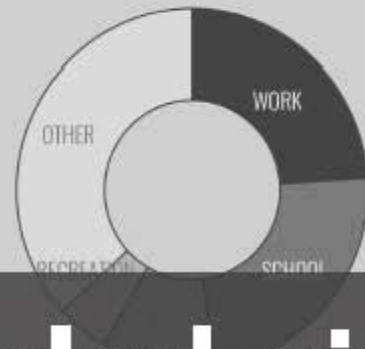
Creating a collective understanding of the city

ANGKOT USE BY THE NUMBERS

Research Survey Results for 878 Respondents, April-June 2014

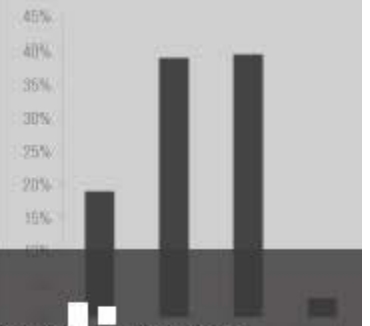


SCHOOL AND OTHER
account for 61% of angkot trips



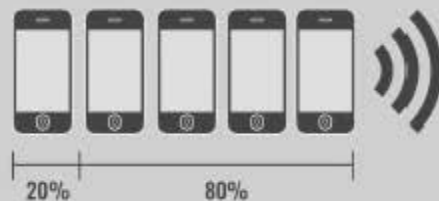
FORTY SEVEN PERCENT

of angkot riders are satisfied with their choice in Solo



Promoting Inclusion in Understanding

OWNING A PHONE



EIGHTY PERCENT

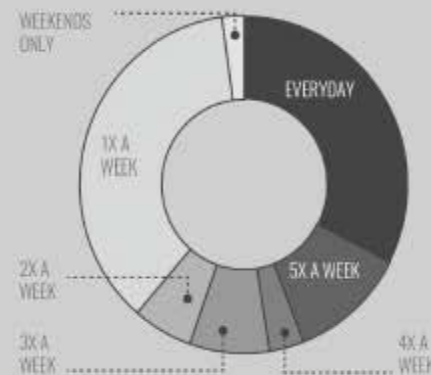
of angkot riders own cell phones. 67% of those devices are smart phones

MOTORCYCLES

are the other most commonly used mode of transportation



TRIP FREQUENCY

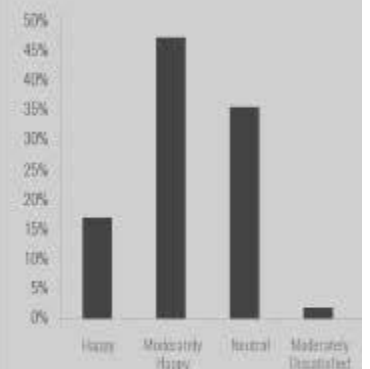


ABOUT A THIRD RIDE EVERYDAY

while others ride angkots once a week on average

MED-HIGH PATRON SATISFACTION

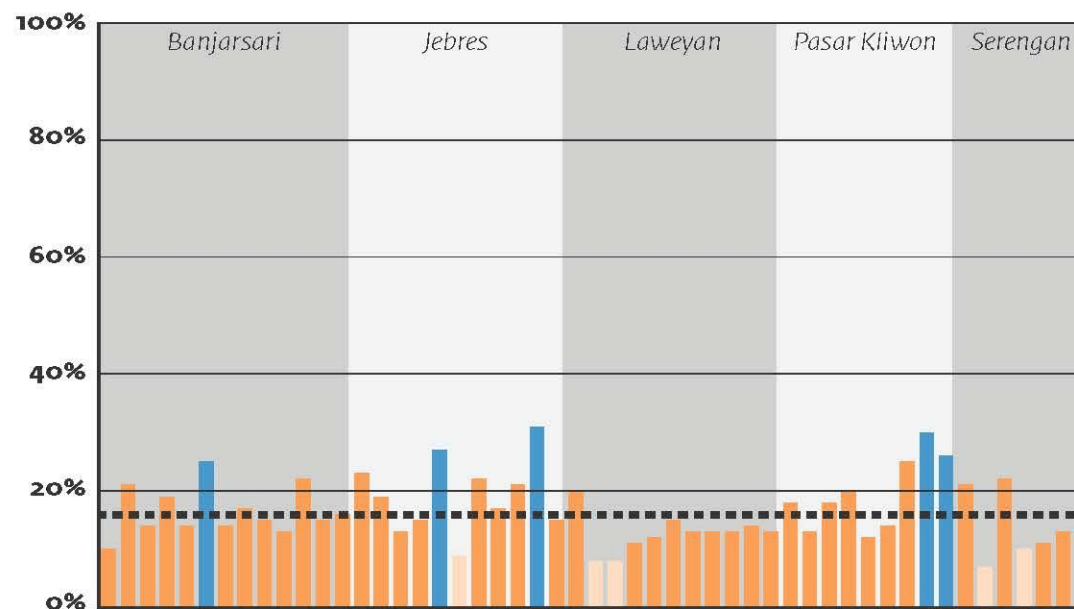
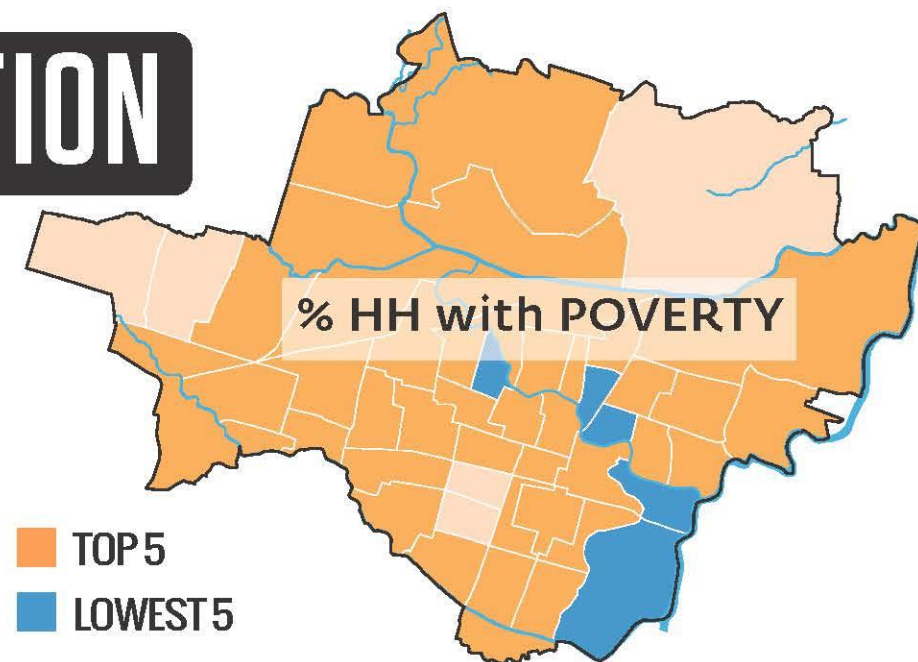

63 percent of angkot riders are happy/moderately happy about current routes



1 THE 'URBAN' GOALS



2 DATA COLLECTION



3

COMMUNITY WORKSHOP

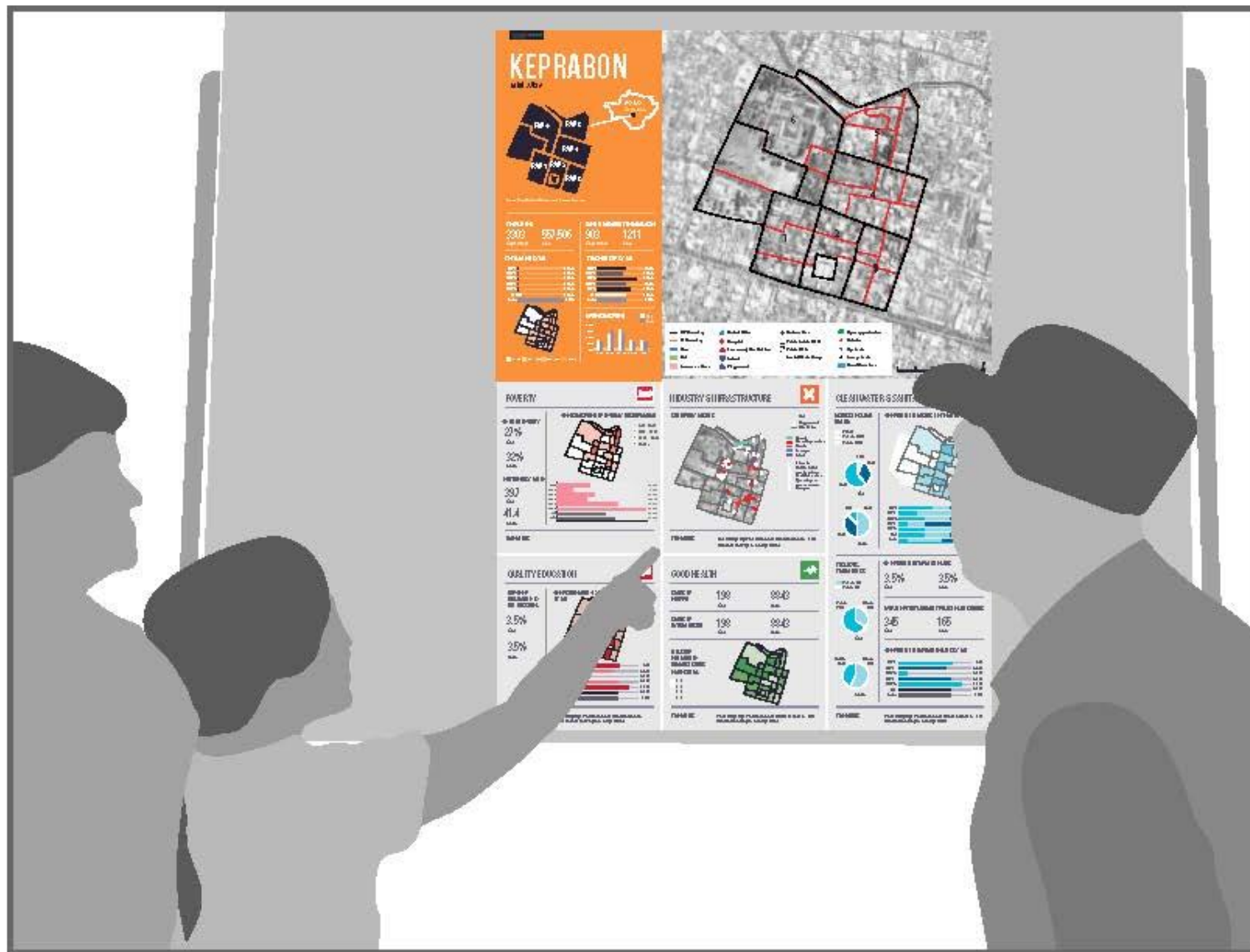


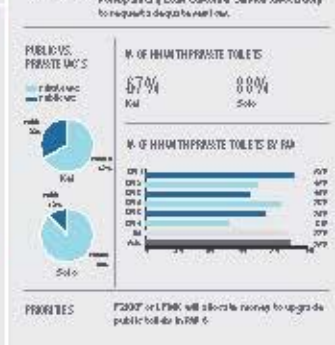
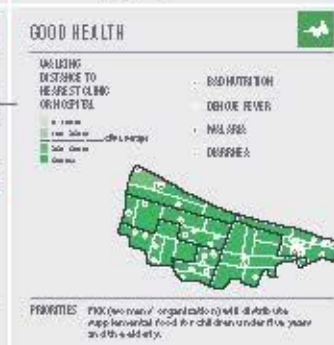
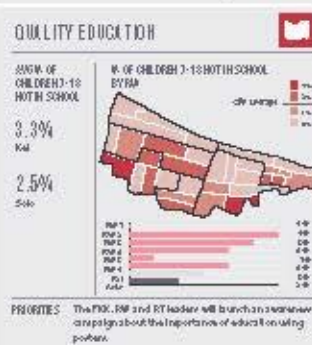
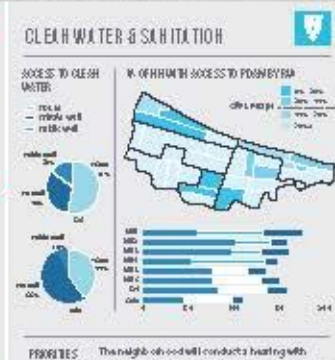

4

PRIORITIZING SDGs



5





ZERO POVERTY

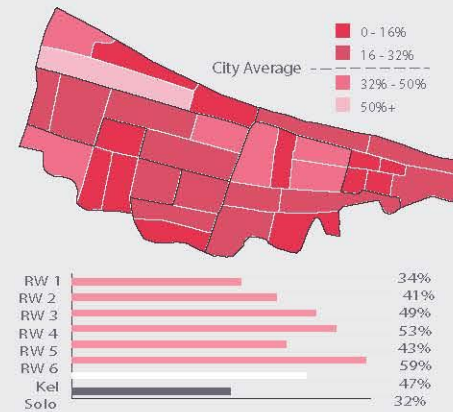


AVG % OF
SUBSIDIZED
HOUSEHOLDS

47%
Kel

32%
Solo

% OF SUBSIDIZED HOUSEHOLDS



PRIORITIES The City Department of Cooperation and MSMEs will conduct marketing training both online and in-person for young entrepreneurs.

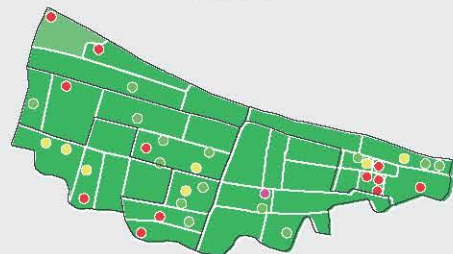
GOOD HEALTH



WALKING
DISTANCE TO
NEAREST CLINIC
OR HOSPITAL

0 - 100 M
100 - 350 M
350 - 500 M
500 M+
City Average

- BAD NUTRITION
- DENGUE FEVER
- MALARIA
- DIARRHEA



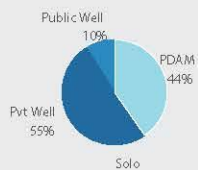
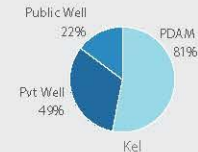
PRIORITIES PKK (womens' organization) will distribute supplemental food for children under five years and the elderly.

CLEAN WATER & SANITATION

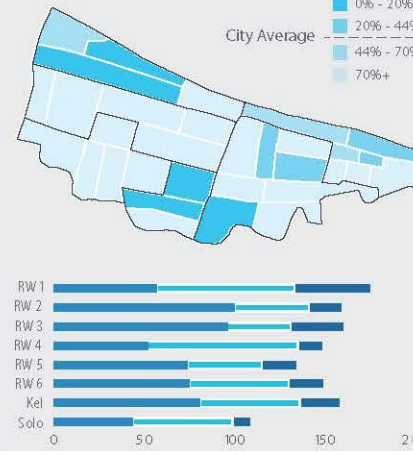


ACCESS TO CLEAN
WATER

PDAM
Private Well
Public Well



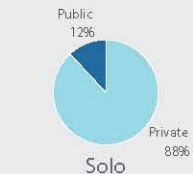
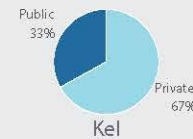
% OF HH WITH ACCESS TO PDAM BY RW



PRIORITIES The neighborhood will conduct a hearing with Forkopamta (PDAM Customer Service Association) to request adequate services.

PUBLIC VS.
PRIVATE WC'S

Private WC
Public WC

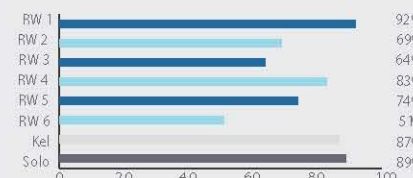


% OF HH WITH PRIVATE TOILETS

67%
Kel

88%
Solo

% OF HH WITH PRIVATE TOILETS BY RW




PRIORITIES P2KKP or LPMK will allocate money to upgrade public toilets in RW 6

A photograph of a meeting or conference. In the foreground, a person is seated in a wheelchair, facing away from the camera towards a long table. Several other people are seated around the table, some looking at laptops. The room has a wooden wall and a red curtain in the background.

Incorporating Marginalized Voices



Urban Citizenship Academy







WOMEN ON WHEELS










The Urban Social Forum





The 3rd Urban Social Forum in Figures

PARTICIPANTS



Participants **Speakers**

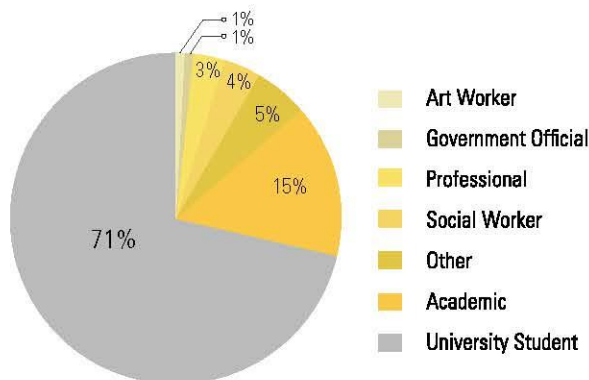
1,594 Total pre-event online registrations
as per Dec 19

1,091 Total participants
on Dec 19

97 Total speakers

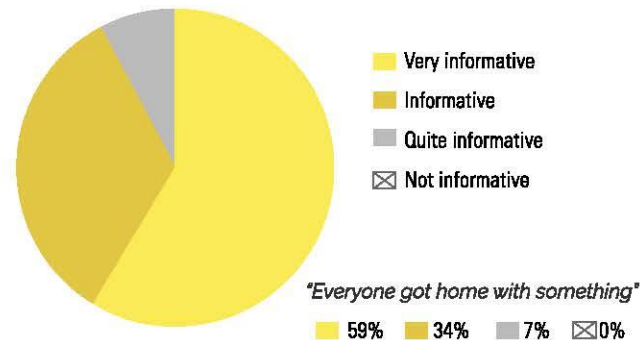
20 Total panels

Profession of participants

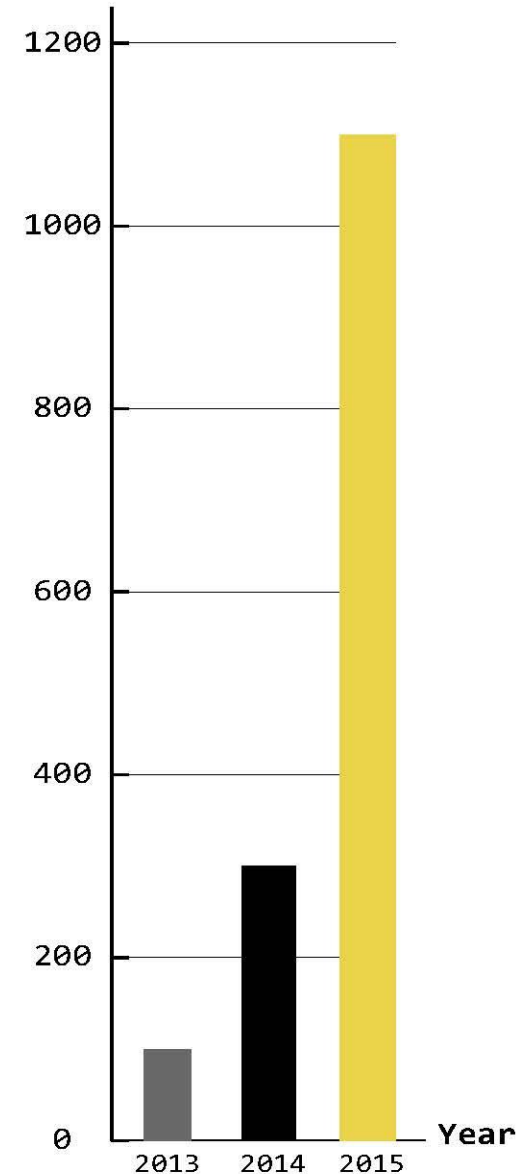


Overall Impression

When asked whether 3rd Urban Social Forum experience is "thought-provoking and informative?"



Participants



KOTAKITA

A CITY FOR ALL

www.kotakita.org